




9942 / 100 - SITE PLAN

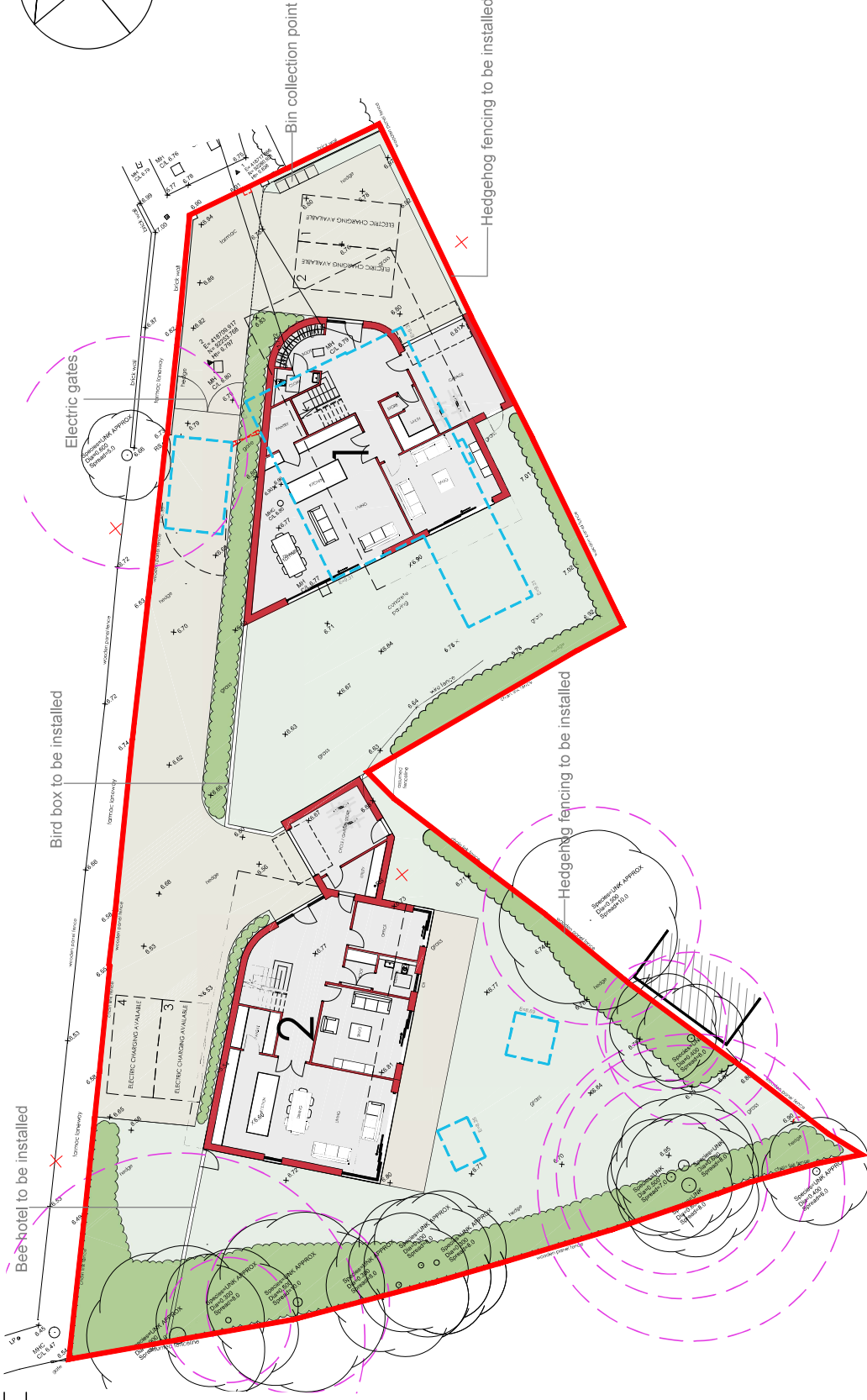
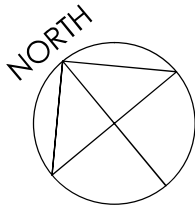
SITE AREA = 0.15 HECTARES / 0.37 ACRES
 2 X 4 BEDROOM HOUSES
 2 X PARKING SPACES PER UNIT
 4 X CYCLE SPACES PER UNIT IN GARAGES

1.5m @ 1:250

LEGEND

-  Site boundary
-  Existing building to be demolished
-  Existing Tree & RPA

No.	Revision.	Date	By
A	Revised floor plan shown on site	03.02.26	JA
B	Revised floor plan shown on site	05.02.26	JA
C	Boundary line amended	27.02.26	JA



SCALE 1:250 @ A3